

October 2011 BENSON

| Sunday | Monday | Tuesday | Wednesday | Thursday | Friday | Saturday |
|--|---|---|------------------------------------|--|--|----------|
| <p>Absence Policy: Parents must contact the school to report their child's absence by calling 773-0554 for Benson or 773-0100 for Franzen during regular school hours. Contact the District Administrative center at 773-1232, press 3 followed by Franzen press #3 or Benson press #2 between 4:30 pm and 8:00 am.</p> <p>Please state your child's name, teacher's name and explain the type of illness or specific reason for absence.</p> <p>Sex offender information can be obtained @ www.itsca.com click on police department link.</p> | | | | | | 1 |
| 2 | 3 After School Chess Club 3:25-4:25 | 4 After School Art Class 3:25-4:25 | 5 | 6 Market Day pickup 5:30-6:30 PM @ Itasca Park District | 7 Benson & Franzen - Hot Lunch | 8 |
| 9 | 10 District Closed No School - Columbus Day | 11 After School Art Class 3:25-4:25 | 12 7:00pm Board of Ed Mtg | 13 | 14 Benson & Franzen - Hot Lunch | 15 |
| Kdg and 2nd grade CAPS Program @ Benson | | | | | | |
| 16 | 17 After School Chess Club 3:25-4:25 | 18 After School Art Class 3:25-4:25 | 19 | 20 End of 1st Quarter | 21 No School - Teacher Institute | 22 |
| 23 | 24 After School Chess Club 3:25-4:25 | 25 After School Art Class 3:25-4:25 | 26 Benson Picture Retake Day | 27 8:00-8:45am Donuts with Dads for second graders @ Benson | 28 Report Cards Distributed | 29 |
| 30 | 31 Benson Room Parties | | | | | |

To: Benson Primary Kindergarten and Second Grade Parents,

Below are the dates for the CAPS (Child Assault Prevention Program) presentation provided by the YWCA. These presentations will occur within the classroom.

Tuesday, October 11, 2011

Ms. Schaschwary's Kindergarten (A.M.)
Ms. Mitchell's Second Grade
Mrs. Suptela's Kindergarten (P.M.)

Wednesday, October 12, 2011

Mrs. McCarthy's Second Grade
Ms. Schingoethe's Second Grade
Ms. Schaschwary's Kindergarten (P.M.)

Thursday, October 13, 2011

Mrs. Suptela's Kindergarten (A.M.)
Mrs. Eich's Second Grade
Mrs. Stine's Second Grade

Don't Forget

Benson Primary

Picture Retake Day

Is

Wednesday, October 26, 2011

Retakes for AM and full day students will occur at 10:00 a.m.

Retakes for PM students will occur at 12:45 p.m.

You will want to take advantage of Picture Retake Day if:

- 1) Your child was **absent** on Picture Day (September 21, 2011)
- 2) **Your child did not have their picture order form and payment with them at the time their class went for pictures. Your student must have payment and an order form with them at the time of picture retakes. Order forms are available in the school office.**
- 3) You are not satisfied with the photo taken on Picture Day, in which case you must send the photos back to school with your student on picture retake day.

ITASCA SCHOOL DISTRICT 10

ADMINISTRATIVE CENTER
200 N. MAPLE ST.
ITASCA, IL 60143-1722
(630) 773-1232 Fax (630) 773-1342

October 2011

Dear Benson Primary School Parents,

Halloween is coming! It's going to be a very exciting day at the primary building. Here are the times for parades and classroom parties so that you can mark your calendar at home!

CELEBRATION SCHEDULE – MONDAY, OCTOBER 31, 2011

Morning K-Prep, Early Childhood and Kindergarten classes

For AM K-Prep, Early Childhood and Kindergarten students; costumes and make-up **may** be worn to school. Masks should be brought in a bag.

Parade 10:00-10:15 a.m.-ALL parents are invited to view the parade. This parade will take place indoors.

Party 10:15-11:15 a.m.-IEPTO room parents will be invited to stay for the party. These are the parents who have volunteered to plan and implement the party.

Afternoon Early Childhood, Kindergarten, NDSEC, First and Second Grades

For PM Early Childhood and Kindergarten students; costumes and make-up **may** be worn to school. Masks should be brought in a bag.

For Mrs. Hackney's classroom as well as grades 1 and 2, costumes, masks and make-up should NOT be worn to school, but should be brought in a bag. Students will be given time to put on their costumes and make-up following lunch. Parents wishing to help their children with costumes are welcome to come and do so. When dressed, students need to return to their classroom. Parents may find a place to view the parade.

First Graders will get dressed from 12:10-12:40 p.m.

Second Graders will get dressed from 12:40-1:10 p.m.

Parade 1:15-1:45 p.m.-ALL parents are invited to view the parade. This parade will take place outdoors, weather permitting.

Party 1:45-2:45 p.m.-IEPTO room parents will be invited to stay for the party. These are the parents who have volunteered to plan and implement the party.

School times for Monday, October 31st will remain the same for all a.m., p.m., and full day classes. With parties ending at 11:15 a.m. and 2:45 p.m. this allows time for the teachers to prepare for the students' dismissal.

Students may wear their costumes home at the end of the day unless there is a safety factor involved, such as if a child is unable to sit on the bus due to their costume, or if the costume is one which inhibits walking. However, all masks must be taken off. Remember, the safety and well being of the children is our primary concern. We are all looking forward to a happy and safe Halloween celebration!

Sincerely,
Dawn Turner, Ed.D.
Principal, Benson Primary School

P.S. This is a friendly reminder that we do not allow weapons as costume accessories. Thank you!



RAYMOND BENSON PRIMARY
301 E. WASHINGTON ST.
ITASCA, IL 60143-2159
(630) 773-0554
Fax (630) 285-7474

ELMER H. FRANZEN INTERMEDIATE
730 N. CATALPA ST.
ITASCA, IL 60143-1465
(630) 773-0100
Fax (630) 285-7468

F.E. PEACOCK MIDDLE SCHOOL
301 E. NORTH ST.
ITASCA, IL 60143-1620
(630) 773-0335
Fax (630) 285-7460

Memo to Benson Parents

**Safety rules apply when
dropping off and/or picking up students.**
Please remember...

- 1) the front of the school is a pick up zone, the parent should be in the car with the car running.
- 2) double and triple parking is not permitted.
- 3) to cross Washington Street at the marked crosswalks.

**These rules are in place for the safety of our
students.**

Thank you for your help with this matter and for helping us to keep school safe for all of our students.

**Dawn Turner, Ed.D.
Principal, Benson Primary School**


Traffic Reminders

- By law, it is illegal to operate a wireless phone in a school zone while operating a motorized vehicle.
- When approaching a marked school crossing zone between 7:00 a.m. and 4:00 p.m. on days when school is in operation and when school children are present, a driver must reduce his/her speed to 15 mph and yield to any children or adults crossing in the crosswalk area.
- Drivers must stop for pedestrians at a crosswalk, this includes **all** crosswalks marked or unmarked where there is not a stop sign or traffic light.

Early Childhood News

Over the past few weeks our class has learned so much about Dinosaurs. We have made observations and comparisons between Carnivores and Herbivores, and talked about the different body parts of different dinosaurs. We also found out that dinosaurs laid eggs to have babies, and that they lived only in warmer temperatures. We even are in the process of making our own paper Mache dinosaur eggs! Look for directions in your child's folder if you want to participate at home too.

We will continue to study where the Dinosaurs went, and explore what we think it would be like if they were still alive today. We will keep using our new vocabulary including, herbivores, carnivores, reptiles, extinct, hot, Triceratops, Apatosaurus, Kentrosaurus, Tyrannosaurus Rex, Stegosaurus, Velociraptor, Brachiosaurus, Ankylosaurus, Diplodocus, claws, eggs, fossils, bones, pre-historic, Paleontologist, earth, soil, petrified, bones, brushes, and shovels. We also will use our new Smartboard to go on fossil hunts, and plan on making fossils in the classroom. We have learned so much about these great creatures! We can't wait to visit Sue, the Dinosaur, at the Field Museum in October! It will be a perfect ending to a fun filled unit.



News from K-Prep

The K-Prep students have spent all of September learning all about apples. While learning about apples we also focused on the colors red, yellow, and green, AB patterns, comparing graphs, and comparing size.

When asked what they know about apples, this is what the students said:

- They grow on trees.
- You can pick them.
- Yellow
- You make apple pie.
- I think they grow big.
- You can eat them.
- You can make apple sauce.
- You can make pumpkin apple pie.
- They grow into trees.
- I know you can make stuff with them.
- Grow in trees.
- Apple pie.
- We eat apples!

During the month of October the students will be learning about pumpkins. We will focus on the colors orange, black, and brown and introducing ABC patterns.

KINDERGARTEN NEWS

The kindergartners have been keeping very busy! We have started using the Waterford computers. These computers are worked on independently about two times a week. The students have been reviewing basic computer skills: how to move the mouse, click and drag, and moving from left to right. As the students progress with this program they will be doing phonemic awareness and phonics activities.

Our reading activities have included the recognition and sounds of letters: Mm, Ss, and Rr. We have been adding to our Fall word wall each day, trying to guess the word by looking at one letter at a time. After guessing the word, it is cut out by shaping the letters to show the small, tall, and fall letters. The kindergartners have been reading “Popcorn” words. These are words that pop up everywhere, such as, “a,” and “my.” The students have also been sorting pictures by identifying their beginning sounds; putting all the /m/ pictures together and all the /s/ pictures together.

In math, the kindergartners have been sorting objects and pictures based on color, size, shape, and design. We continue to practice shape and number recognition, and counting. We are also making and using real and picture graphs to answer questions.



First Grade News

The first month of school has gone by fast and the first graders are moving right along!



Science

We have been busy with our Weather unit. The students have been learning about the four seasons, and how temperature change brings about different types of weather. We have been cloud watchers, looking for Stratus, Cumulus and Cirrus clouds in the sky!



Social Studies

We are learning about Christopher Columbus and his famous voyage. We will also start out Family and Friends unit.



Writing

The first graders are working hard on their writing skills. We are focusing on writing complete sentences that have naming and telling parts, as well as capitals and periods. Our 6+1 Traits is Ideas and the students are able to work on this during their journal time, as well as other writing they do in class.



Reading

We have read our first five stories in our reading book entitled, Guess Who? and we are working on high frequency words, predicting, telling and asking sentences, sequencing and much more. The students have many opportunities to read throughout the day, and have started meeting with their teacher in small guided reading groups. Look for these books to start coming home!

We encourage you as parents to read with your child everyday.



Health



We have learned what it means to be “careful kids” and ways to stay safe at home, in school and in the community. We have also been busy discussing and sharing our feelings.



MATH

In math, we are working on adding and subtracting through the use of manipulatives like cubes and counters. We are also working hard at solving word problems. The first graders have experienced two math tests already!



News from Second Grade

In reading, we are finishing our assessments for our first set of stories, and we will begin our second unit, Helping Hands. In these stories, the children will see how people work together to accomplish their goals. Some of the skills taught will be alphabetical order, sequence, main idea, nouns, predicting, and synonyms.

Our topics in Math will include repeated addition, problem solving, place value, and comparing numbers. Students are working on improving their quick recall of basic addition and subtraction facts. Please continue to practice at home. Visit the Second Grade website page at <http://www.itasca.k12.il.us/benson/facultypages/second> for helpful math fact resources.

In Social Studies, we will be learning about the groups we belong to, customs, and culture. Soon, we will be looking to the sky and studying the stars. With the help of Starlab, an indoor planetarium, Second Grade students will explore the constellations.

Writing is keeping us busy! We are learning about the 6 + 1 Writing Traits. Your child will be writing a variety of papers with emphasis on learning more about these traits.

A big thank you to all who made Special Friends' Day so special for the children! They loved having you visit!





Notes from the Music Room

From musical pathways to rocking rhythms, the music room has seen singing, dancing, instrument playing, composing, and listening over the last month. Here's a glimpse at how 1st and 2nd graders are making music:

1st Grade: First graders have learned to move their bodies, voices, and ears (listening!) to musical pathways. Whether it is curvy, straight, or zigzag, goes up, down, or sideways, students have sung songs, played instruments, danced, and created pathways with yarn to demonstrate their knowledge of how music moves.

2nd Grade: Second graders have been counting rhythms to review quarter notes, eighth notes, and quarter rests. They have also been reviewing so, la, and mi – three pitches that are used to create songs. They have learned singing games, improvised and played songs and accompaniments on classroom instruments, and improved their ability to sing in tune. In October, 2nd grade students will start to prepare for the winter music program. All second grade students participate and will perform at Peacock Middle School on December 8 at 7:00 p.m. Look for more information about this soon!

ASK ME!

Ask your student to sing a song they learned in music class, or teach you a dance or game they have learned! The following are some titles you can request:

1st Grade

Doggie Doggie Where's Your Bone?
Teddy Bear, Teddy Bear, Turn Around
Mortimer's Song (Clang, Clang, Rattle Bing Bang!)

2nd Grade

Draw a Bucket of Water
Sammy Sacket
Bobby Shaftoe
Kye Kye Kule



Second grade students writing rhythms from songs they know and composing their own rhythms.



Kindergarteners are having a great time in music class! They have begun to explore musical pathways and continue to perform on various instruments every week. Some instruments include the tambourine, the maracas and lummi sticks. Instruments that we will be pursuing include the cowbell, the woodblock and hand cymbals.

Mrs. Celenza's class has begun exploring music instruments as well. They have begun playing the xylophone and glockenspiel. Mrs. Celenza's class continues to learn about musical notation, steady beat and rhythm. We are looking forward to exploring form, musical pathways, improvisation and listening skills.

Ms. Rachel Mastalski, Music Teacher






SECOND GRADE FAMILIES ONLY



PLEASE JOIN US FOR BENSON PRIMARY'S



DONUTS WITH DAD

Come to school and enjoy reading & breakfast together!

THURSDAY, OCTOBER 27
8:00 A.M. – 8:45 A.M.

Please return the RSVP below by Thursday, October 20

D w/D Q&A

Q: Wait – last year I came with all of my Benson children to each of the morning events. Why is it different this year?

A: Quite frankly, we were happily overwhelmed by the success of D w/D last year. Believing that this event will continue to grow in popularity, we are breaking up the grade levels to provide for the best reading experience.

Q: I have a second grader, but I also have a child in another grade at Benson. May I bring them both?

A: Your call. There will be a D w/D for the other grades later in the school year. If you want quality one-on-one time with your second grader, leave the other babes at home. If you want to make this a family time, bring the whole gang.

Students will be supervised in the library from 8:45 – 8:55 a.m. If a father is unable to attend this event, an adult family member or friend may attend in his place. Please contact Mrs. Reuter with any questions: areuter@itasca.k12.il.us or 630-773-0554.


Yes! We will be attending the second grade DONUTS WITH DAD on Thursday, October 27 from 8:00 – 8:45 a.m.



Child(ren) name(s): _____

Adult name: _____

Please note any food allergies:



**WE HAVE DOUBLE THE READING
FUN WITH TWO - YES, TWO
BEDTIME STORIES RUNNING
EACH DAY**

**Call 630-773-1232 ... press "5" ...
then ...**

"1502"

| | |
|-------|-------------------|
| 9/27 | Steven Johnson |
| 9/30 | Patrick Bradley |
| 10/4 | Shannon Kelly |
| 10/7 | Grace Weber |
| 10/11 | Kamila Sawicki |
| 10/14 | David Lore |
| 10/18 | Nicholas Farsalas |
| 10/25 | Faith Barr |
| 10/28 | Isabella Krolicki |
| 11/1 | Charles Becker |

OR

"1579"

| | |
|-------|-------------------|
| 9/27 | Kate Ellenbecker |
| 9/30 | Philip Stempien |
| 10/4 | Mary Nelson |
| 10/7 | Rosario Pecorraro |
| 10/11 | Kylie Kurinsky |
| 10/14 | Sammi Casey |
| 10/18 | Alice Kowel |
| 10/25 | Peter Roll |
| 10/28 | Annalisa Ranallo |
| 11/1 | Alec Enright |

**and listen to a story
after 4:30 p.m. Monday through Friday
and all day and night Saturday and Sunday!**

Do you want to be a [Benson@Bedtime](mailto:areuter@itasca.k12.il.us) reader?

**Just contact Mrs. Reuter by note,
phone 773-0554, or e-mail (areuter@itasca.k12.il.us)
to be put on the schedule!**

Peanut Free Classroom Treats

We have numerous students who are severely allergic to peanuts, peanut byproducts and tree nuts (pecans, walnuts, cashews, etc.) Through ingestion and/or direct skin contact, these students can have a severe adverse reaction that can cause death. Following is a list of suggested nut-free treats. **REMEMBER** it is always important to read the ingredient labels since manufacturers change the product ingredients and site of preparation (i.e. the food may not be produced in a peanut free factory anymore.) So always read the list of ingredients. If you see, “May contain trace of nuts or processed in a plant that produces nuts” this treat can cause a severe allergic reaction and should not be sent to school. Remember all manufacturers have a web site or number you can call to check to make sure the food item is still nut free and produced in a nut free factory. **Prior to bringing any treats into the classroom the treats must be dropped off in the nurse’s office so that she can check ingredients.**

Suggested Classroom Treats:

Fresh fruit cut up such as apples (add a little lemon and sugar to keep from browning), oranges, grapes, pineapple, melons

Cheetohs – Frito-Lay

Air Heads

Fruit Roll Up

Smarties

Fresh veggies such as carrots and celery

Fruit Cups- mixed fruit, peaches or pineapple – Dole

Juice Bars – Minute Maid

Individual string cheese

Sun-Chips – Frito-Lay

Raisins

Apple sauce – Motts

Mini bottles of cold water

Air popped popcorn

Golden vanilla wafers – Keebler

Jell-O and Pudding snacks

Goldfish crackers

Blow Pops

Krispy Krème sugar glazed donuts

Skittles

Nerds

Non-food items such as stickers or pencils

For any questions please contact the nurse at any of the schools.

Thank-you

Ruth Barchfeld RN,BSN,CSN, Nancie Weber RN,BSN, Renee Riggio RN,
BSN

BUILDING READERS®

How Families Can Help Children Become Better Readers

Benson Primary

Is your child reading on grade level?

The answer to this question might be more important than you think. A recent study found that a child who can't read on grade level by third grade is *four times less likely* to graduate from high school by age 19 than a child who is reading on grade level in third grade.


The study's author, Donald J. Hernandez, said "We teach reading for the first three grades and then after that children are not so much learning to read but using their reading skills to learn other topics. In that sense if you haven't succeeded by third grade it's more difficult to [catch up] than it would have been if you started before then."

If you already know your child is reading on grade level, great! If you don't, make an appointment to talk to your child's teacher as soon as you can. The faster you and your child's teacher team up to help your child reach grade level, the sooner you'll see results that will impact your child now and in the future.

Source: "Early Warning! Why Reading by the End of Third Grade Matters," The Annie E. Casey Foundation, www.aecf.org/~media/Pubs/Initiatives/KIDS%20COUNT/123/2010KCSpecReport/AEC_report_color_highres.pdf.

"A capacity and taste for reading gives access to whatever has already been discovered by others."

—Abraham Lincoln



iStockphoto

Make reading a fun responsibility

If your child resists reading, it's tempting to be pushy about it. But research shows self-motivated kids do better in school. This doesn't mean parents and teachers shouldn't motivate kids to read. They should! But it's helpful to involve kids in decisions about reading.

At the library, for example, you might say, "You can pick anything from the children's section. It can be a magazine, comic book or anything else. I can't wait to see what you choose!" (That's a lot better than, "You have to get at least one book.") Watch your child's excitement take over!

Source: R. Lent, "The Responsibility Breakthrough," Upper Merion Area School District, www.umasd.org/13331062914434797/lib/13331062914434797/The_Responsibility_Breakthrough.doc.


Cookbooks further love of reading

Story time and snack time go together like macaroni and cheese. Check out these children's cookbooks based on favorite childhood tales:

- **Green Eggs and Ham Cookbook** by Georgeanne Brennan (Random House).
- **Roald Dahl's Even More Revolting Recipes** by Roald Dahl (Viking).
- **The Little House Cookbook** by Barbara M. Walker (HarperTrophy).


Share a story and a story-inspired snack with your child!

Source: E. Kennedy, "Top 5 Children's Cookbooks Based on Favorite Children's Books," About.com, <http://childrensbooks.about.com/od/childrenscookbooks/tp/cbcookbooks.htm>.




Keep reading aloud for life

Once your child can read easily, should you keep reading aloud to her? Absolutely! No child is ever too old to enjoy—and learn from—reading with parents. It's great practice for your child—and quality time for both of you.



Beat boredom with novel activities



Your child is bored—but says he doesn't want to read. How can you change his mind (without his even noticing)? Try these book-based boredom

busters. Suggest that he:

- **Name a topic** for you to research. Then find cool facts he won't be able to resist reading more about!
- **Dictate a story.** While he talks, you write. Then have him read his creation aloud to the family.

Simple questions show your interest & check comprehension

It's exciting to hear your child say, "I read the whole book!" But it's even more exciting to hear that he *understood* it. To build and check your child's comprehension:




- **Ask questions before your child reads.** Encourage him to think about what he'll encounter. "What do you think the story will be about?" "Does it remind you of anything you've read before?"
- **Keep questioning while your child reads.** This prompts him to think critically. "What happened so far?" "What do you think will happen next?" "What would you write for the ending?"
- **Talk about the book when your child is finished.** "How did it end?" "Do any characters remind you of people you know?" "What would you tell other kids about this book?" "Was there anything confusing in the story?"

Source: J. Brummitt-Yale, "Fostering Reading Comprehension and Retention," K12Reader, www.k12reader.com/fostering-reading-comprehension-and-retention.

Make library trips a weekly routine

Libraries are among the most valuable resources in any community. Visit them weekly to:



- **Check out** new items—and old favorites.
- **Attend** children's activities like story hour or plays.
- **Play** educational computer games.
- **Build** your child's comfort in a place she can always learn.

For lower elementary readers:

- ***Not Inside This House!*** by Kevin Lewis (Scholastic/Orchard). See what happens when a little boy tries to bring home a series of pets. Here's a hint: His mother isn't thrilled!



- ***Grin and Bear It*** by Leo Landry (Charlesbridge). Bear wants to be a comedian. But when he gets in front of a crowd, he freezes up! Will he ever get over his stage fright?

For upper elementary readers:

- ***Abby Takes a Stand*** by Patricia McKissack (Scholastic). Children learn about life—and prejudice—in 1960, when the Nashville counter sit-ins took place.
- ***My Life as a Fifth-Grade Comedian*** by Elizabeth Levy (HarperCollins). Bobby's jokes get him into serious trouble. To prove himself, he must organize a school comedy contest—and come out a winner.

Support teachers by following guidelines


When teachers encourage parents to read with students at home, what exactly do they mean? Experts say parents should:

- **Read with children every day.** This is easier if you develop a routine, such as always reading at bedtime.
- **Read for at least 10 minutes.** Just a small amount of time makes a big difference!
- **Make reading appealing.** Keep a variety of interesting materials handy. Show how much you enjoy reading, too.
- **Add reading to other activities.** Use directions for board games, for instance, or point out signs while driving.



Hemera

Source: B. Swanson, "How Can I Improve My Child's Reading?" Reading Rockets, www.readingrockets.org/article/161.



Q: I hear other parents talking about "fluency." What is fluency, and how I can help my child achieve it?
A: Fluency is the ability to read smoothly, easily and accurately. To improve it, read books with your child repeatedly to build familiarity with words. Your child will get used to common sound combinations. In time, familiarity becomes fluency!

Do you have a question about reading? Email readingadvisor@parent-institute.com.

Building Readers®

How Families Can Help Children Become Better Readers

Publisher: John H. Wherry, Ed.D.

Editor: Jennifer McGovern.

Writer: Susan O'Brien.

Copyright © 2011, The Parent Institute® (a division of NIS, Inc.)

P.O. Box 7474, Fairfax Station, VA 22039-7474

1-800-756-5525, ISSN: 1531-4901

www.parent-institute.com