

September 2011

BENSON

Sunday	Monday	Tuesday	Wednesday	Thursday	Friday	Saturday
<p>Absence Policy: Parents must contact the school to report their child's absence by calling 773-0554 for Benson or 773-0100 for Franzen during regular school hours. Contact the District Administrative center at 773-1232, press 3 followed by Franzen press #3 or Benson press #2 between 4:30 pm and 8:00 am. Please state your child's name, teacher's name and explain the type of illness or specific reason for absence. Sex offender information can be obtained @ www.itasca.com click on police department link.</p>				1	2	3
4	5 District Closed No School - Labor Day	6	7	8 5:30 ELL Parent Mtg (for K-2) 6:30 - 8:00 Curriculum Night at Benson	9	10
IEPTO BOOK FAIR						
11	12	13	14 7:00 pm Brd of Ed Mtg	15 7:00 CAPS ParentMtg @ Benson (Gr K,2,4)	16	17
18	19 6:00 pm K-5 Principal Advisory com. Mtg @ Franzen 7:00 pm IEPTO Mtg @ Franzen	20 3:25 -4:25 Art Class	21 Benson School Picture Day 6:00 pm K-5 Parent Reading Night @ Benson	22	23 Special Friends Day at Benson	24
25	26	27 3:25-4:25 Art Class	28	29	30	

ITASCA SCHOOL DISTRICT 10

ADMINISTRATIVE CENTER
200 N. MAPLE ST.
ITASCA, IL 60143-1722
(630) 773-1232 Fax (630) 773-1342

September 7, 2011

Dear Benson Primary Parents,

Welcome to the 2011-12 school year! With just a few weeks under our belts it appears that the students and staff are already beginning to feel comfortable and somewhat settled in. We would like to extend a thank you for your help in getting our school year off to such a great start. There's much that goes into making the start of the year run smoothly and with your cooperation and support we've done just that!

The traffic situation in front of school appears to be running smoothly this year. **Please remember that for the safety of our students, parents and staff we ask that all individuals use the crosswalks when crossing Washington Street.** Also, please remember that there is parallel parking on the south side of Washington Street. **The north side of Washington Street is a drop off and pick up zone, with no parking permitted.**

There are some new faces and familiar faces in new positions at Benson Primary School this year. Please take a moment to introduce yourselves to:

Ms. Rachel Mastalski-Part-time music teacher
Mrs. Laurie Pisellini-Teaching Assistant

We are pleased to have these individuals at Benson Primary School for the 2011-12 school year.

Over the summer months the primary building received much attention and a deep cleaning. The grounds were manicured and the gymnasium floor was refinished. In addition the building received a new roof.

I am looking forward to see each of you throughout the 2011-12 school year. I know that this year will be filled with many exciting educational experiences for your children. Should you need to reach me at any time, please call the school office at 630-773-0554, or feel free to email me at dturner@itasca.k12.il.us.

Sincerely,
Dawn Turner, Ed.D.
Principal, Benson Primary School



RAYMOND BENSON PRIMARY
301 E. WASHINGTON ST.
ITASCA, IL 60143-2159
(630) 773-0554
Fax (630) 285-7474

ELMER H. FRANZEN INTERMEDIATE
730 N. CATALPA ST.
ITASCA, IL 60143-1465
(630) 773-0100
Fax (630) 285-7468

F.E. PEACOCK MIDDLE SCHOOL
301 E. NORTH ST.
ITASCA, IL 60143-1620
(630) 773-0335
Fax (630) 285-7460

ITASCA SCHOOL DISTRICT 10

ADMINISTRATIVE CENTER
200 N. MAPLE ST.
ITASCA, IL 60143-1722
(630) 773-1232 Fax (630) 773-1342

September 2011

Dear Benson Primary Parent,

This letter is a reminder to please read the online Benson Primary School Student/Parent handbook as soon as possible. **Upon reading the handbook please sign and return page 37 to your child's classroom teacher.** A hard copy of this page has already been sent home.

By signing and returning this document you are documenting that you and your child have read the handbook and will follow the rules and regulations listed within the document. **Without this signature page we are unable to allow your child access to the Internet while in school.**

Should you have any questions about this request or should you need another hard copy of this signature page, please call the school office at 630-773-0554.

Sincerely,

Dawn Turner, Ed. D.
Principal, Benson Primary School



RAYMOND BENSON PRIMARY
301 E. WASHINGTON ST.
ITASCA, IL 60143-2159
(630) 773-0554
Fax (630) 285-7474

ELMER H. FRANZEN INTERMEDIATE
730 N. CATALPA ST.
ITASCA, IL 60143-1465
(630) 773-0100
Fax (630) 285-7468

F.E. PEACOCK MIDDLE SCHOOL
301 E. NORTH ST.
ITASCA, IL 60143-1620
(630) 773-0335
Fax (630) 285-7460

RAYMOND BENSON PRIMARY SCHOOL

301 E. WASHINGTON STREET ITASCA, IL 60143 Phone (630) 773-0554 Fax (630) 285-7474

CURRICULUM NIGHT

On Thursday, September 8th, Benson Primary School will host a Curriculum Night for all grade levels including early childhood, k-prep and the NDSEC classroom. This evening is intended for parents to attend for the purpose of meeting your child's teacher while becoming fully informed of your child's grade-level objectives for this year.

Students are asked to please not attend this evening. Once again, the purpose of this evening is to share the aspects of our curriculum with the parents of our students. A second open house held within the 2011-12 school year is offered during the spring in which students are invited to attend with their families.

The grade level classroom presentations are as follows:

Each teacher will offer **two** sessions in which parents will be further informed about the curriculum. In having two sessions, parents have the opportunity to visit at least two different classroom presentations. The sessions will be offered at the following times:

Session 1:	6:30 p.m. – 7:00 p.m.
Session 2:	7:05 p.m. - 7:35 p.m.

In addition to classroom presentations, Art, Music and P.E. will also be presenting a curriculum slide show in the music room at Benson. These presentations will take place at the times listed above.

Curriculum Night is the opportunity for parents to sign-up for November's Parent/Teacher Conferences. Sign-up will be held in the front hallway from 6:30 - 8:00 p.m. for early childhood and kindergarten through second grade parents. Please remember to sign up to see specialists as well as the classroom teacher. Sign up for k-prep conferences will take place on a future date.

Lastly, there is an additional meeting being offered on September 8th which may be of interest to you:

- **5:30-6:00 p.m.-K-2 English Language Learners (ELL) parent meeting to be held in the gym. Parents of qualifying students will receive an invitation to attend this meeting.**

We hope you will join us for Curriculum Night. All classroom teachers have comprehensive presentations prepared to share with you regarding their curriculum. We know that it will be a rewarding evening!

ITASCA SCHOOL DISTRICT 10

ADMINISTRATIVE CENTER
200 N. MAPLE ST.
ITASCA, IL 60143-1722
(630) 773-1232 Fax (630) 773-1342

September 2011

Dear Parents,

The safety of children is a major concern for all of us. Both Benson Primary and Franzen Intermediate Schools recognize and are responding to this issue of child safety by participating in the Child Assault Prevention Project (CAP).

This program consists of three components: a parents' program, a teacher/staff inservice for school personnel and individual classroom workshops for children. The grade levels to receive the workshops in District 10 this year are kindergarten, second and fourth.

You are invited to join an enlightening parents' program. You will receive detailed information on the children's workshop. You will also participate in a discussion covering child assault, signs and symptoms displayed by child assault victims, reporting abuse to the proper authorities and crisis counseling skills.

Find out what your children will be learning and how you can enhance their safety. Make CAP a complete success by attending the **parents' program at 7:00 p.m. on Thursday, September 15, 2011 at Benson Primary School, in the Media Center.**

In the days following this program the individual classroom workshops for grades kindergarten, second and fourth will be conducted at both Benson Primary and Franzen Intermediate Schools. All students will participate in this program unless the principal is notified in writing by the parents.

We look forward to seeing you on September 15th.

Sincerely,

Dr. Dawn Turner
Principal, Benson Primary School

Mr. Jeff Murphy
Principal, Franzen Intermediate School



RAYMOND BENSON PRIMARY
301 E. WASHINGTON ST.
ITASCA, IL 60143-2159
(630) 773-0554
Fax (630) 285-7474


ELMER H. FRANZEN INTERMEDIATE
730 N. CATALPA ST.
ITASCA, IL 60143-1465
(630) 773-0100
Fax (630) 285-7468

F.E. PEACOCK MIDDLE SCHOOL
301 E. NORTH ST.
ITASCA, IL 60143-1620
(630) 773-0335
Fax (630) 285-7460

DON'T FORGET TO BRING YOUR SMILE!

This is just a reminder that
Wednesday, September 21st
is Benson Primary School's
Picture Day.

All completed order forms must
accompany students on this
date. No late orders will be
accepted.



**If you would like to volunteer to
be a helper on picture day please
call the office at
630-773-0554.**

RAYMOND BENSON PRIMARY SCHOOL

301 E. WASHINGTON STREET ITASCA, IL 60143 Phone (630) 773-0554 Fax (630) 285-7474

SPECIAL FRIENDS' DAY **Friday, September 23, 2011**

For Benson Primary School students, Special Friends' Day will be held on Friday, September 23rd. This is a day for children to invite their grandparents or special friends to come to school to share a portion of the day with them.

Special Friends' Day begins with a short presentation in the gymnasium (for a.m. visitors) or the Media Center (for p.m. visitors) with coffee and treats being served. The purpose of the presentation is to give the visitors an overview of the school and the various opportunities provided for the children.

Following the presentation, grandparents and special friends will be visiting their child's classroom. During their visit, the teachers will follow the regular school schedule.

The schedule for Special Friends' Day is shown below:

I. Schedule for morning kindergarten, kindergarten-prep, early childhood and all first and second grade students.

10:00 - 10:05 a.m.	Presentation in the gymnasium
10:05 - 11:00 a.m.	Visitations in classrooms

II. Schedule for afternoon kindergarten, kindergarten-prep and early childhood students.

12:40 - 12:45 p.m.	Presentation in the Media Center
12:45 - 1:40 p.m.	Visitations in classrooms

If a special friend is not available, parents are welcome to attend. Since this is a regular school day for the students and a very special day for our guests, we ask that the special friends be over the age of eighteen (18) years so that full attention may be given to our Benson Primary School students. Due to space and safety concerns we ask that families limit special friends to no more than **two** per student. Thank you in advance for your understanding and support!

On this day, lunchroom facilities will not be available for our guests.

We hope you will join us for this event. The children love to have their special friends visit on this very exciting day!

Sincerely,

Dawn Turner, Ed. D.
Principal, Benson Primary School



Calling All Volunteers...

Would you like to volunteer on
Special Friend's Day
Friday, September 23rd

We need 2-3 helpers at Benson
from 9:30 - 10:30 a.m. and 1-2
helpers from 12:30 - 12:50 p.m.

Please call the school office at
630-773-0554 to sign up.

Thanks!

2011-12
Benson Bulletin Dates

The monthly school newsletter for Benson Primary School will be posted online the first Wednesday of each month. Those posting dates are as follows:

September 7, 2011

October 5, 2011

November 2, 2011

December 7, 2011

January 4, 2012

February 1, 2012

March 7, 2012

April 4, 2012

May 2, 2012

Benson Parents

This is just a reminder
that every Thursday
Benson Primary School
dismisses
at
2:40 pm.





Birthday Treats Are Fun!

We all know that a child's birthday is a very special event, often celebrated by bringing treats to school for classmates.

Please consider the following when planning treats for birthdays during the 2011-12 school year.

Students enjoy receiving food treats!

Should you decide to send food treats to school please send individually wrapped items. Please note, due to food allergies, some students may be unable to partake in certain treats. Attached is a list of approved treats that may be brought to school.

Students also enjoy trinkets, sometimes even more than the food treat!

The trinket is something that the child can keep forever. Should you decide to send a trinket to school please send items that are as close to the same as possible, so that no feelings are hurt when a child cannot receive a color or shape that they want. Some suggestions include pencils, stickers, crazy straws, erasers.

Thank you for considering these suggestions...we want each student's birthday to be celebrated and recognized as special!



Peanut Free Classroom Treats

We have numerous students who are severely allergic to peanuts, peanut byproducts and tree nuts (pecans, walnuts, cashews, etc.) Through ingestion and/or direct skin contact, these students can have a severe adverse reaction that can cause death. Following is a list of suggested nut-free treats. REMEMBER it is always important to read the ingredient labels since manufacturers change the product ingredients and site of preparation (i.e. the food may not be produced in a peanut free factory anymore.) So always read the list of ingredients. If you see, “May contain trace of nuts or processed in a plant that produces nuts” this treat can cause a severe allergic reaction and should not be sent to school. Remember all manufacturers have a web site or number you can call to check to make sure the food item is still nut free and produced in a nut free factory. **Prior to bringing any treats into the classroom the treats must be dropped off in the nurse’s office so that she can check ingredients.**

Suggested Classroom Treats:

Fresh fruit cut up such as apples (add a little lemon and sugar to keep from browning), oranges, grapes, pineapple, melons

Cheetohs – Frito-Lay

Air Heads

Fruit Roll Up

Smarties

Fresh veggies such as carrots and celery

Fruit Cups- mixed fruit, peaches or pineapple – Dole

Juice Bars – Minute Maid

Individual string cheese

Sun-Chips – Frito-Lay

Raisins

Apple sauce – Motts

Mini bottles of cold water

Air popped popcorn

Golden vanilla wafers – Keebler

Jell-O and Pudding snacks

Goldfish crackers

Blow Pops

Krispy Krème sugar glazed donuts

Skittles

Nerds

Non-food items such as stickers or pencils

For any questions please contact the nurse at any of the schools.

Thank-you

Ruth Barchfeld RN,BSN,CSN, Nancie Weber RN,BSN, Renee Riggio RN,
BSN

ITASCA SCHOOL DISTRICT 10

ADMINISTRATIVE CENTER
200 N. MAPLE ST.
ITASCA, IL 60143-1722
(630) 773-1232 Fax (630) 773-1342

Transportation Reminders for Parents

To Add Bus Service-Please complete a “Transportation Registration” form at your child’s school. Your child is not considered a busser until you have completed this form. **Bussing will begin for your child once you receive a confirmation letter from the school district.** It may take several days for the confirmation to be received. Paying riders will not be permitted to ride the bus until bus payment is received by the district office.

To Drop Bus Service-Please complete a “Terminate Transportation Service” form at your child’s school. Your child will remain on the bus roster until a drop form is completed.

To Change Bus Services-Please complete a “Transportation Services Change” form to change your child’s drop off or pick up location. Your child’s location changes cannot take place until this form is completed. You will receive a letter of confirmation from the district office stating when the changes will begin.

Bus Stop Times-Your child’s pick up time is an estimated time. Your child should be at his/her stop 5-7 minutes prior to the time stated on your confirmation letter. Your child may also be picked up 5-10 minutes after that time depending upon traffic/weather/construction.

Bussing Questions-Please contact Deb Mitsui at 630-773-1232 extension 1517 with bussing questions or concerns.

Communication with Bus Drivers-Please be aware that the bussing routes are quite tightly timed. Bus drivers are unable to converse with parents at bus stops and still complete their routes on time. If you have a bussing question/concern/comment please leave that information on the transportation line at 630-773-1232 extension 1517 and someone will return your call in a timely manner.



RAYMOND BENSON PRIMARY
301 E. WASHINGTON ST.
ITASCA, IL 60143-2159
(630) 773-0554
Fax (630) 285-7474

ELMER H. FRANZEN INTERMEDIATE
730 N. CATALPA ST.
ITASCA, IL 60143-1465
(630) 773-0100
Fax (630) 285-7468

F.E. PEACOCK MIDDLE SCHOOL
301 E. NORTH ST.
ITASCA, IL 60143-1620
(630) 773-0335
Fax (630) 285-7460

Traffic and Parking at Benson

Please note the following traffic and parking procedures.

AM / PM Procedures

Drop Off and Pick Up Zone – The front of the building is a drop off/pick up zone for parents before and after school. Parents wishing to remain in their cars, while dropping off and picking up students are welcome to use this area. Parents should plan on moving their vehicle from this area once the student has safely entered or exited the vehicle.

Parking Availability – If a parent wants to get out of their vehicle and come to the front door to pick up or drop off a student, parking is available on the south side of Washington Street and on Rush Street. Parking and leaving a vehicle is not permitted in the drop off zone in front of the building.

Crossing the Street-Parents and students crossing Washington Street are asked to **please cross at the crosswalks**, which are located at the east and west ends of Washington Street. There are patrol people at these crosswalks to assist with safe crossing for all.

Noon Procedures

Drop Off and Pick Up Zone – The front of the building is a drop off and pick up zone for parents and busses from 11:45 - 12:35. Parents are asked to share this zone with the busses as follows. Parents may use the drop off /pick up zone from the east end of the building and up to the striped “no parking zone” at the center of the building. Busses are asked to use the drop off zone from the striped “no parking zone” to the west end of the building.

Parking Availability – If a parent wants to get out of their vehicle and come to the front door to pick up or drop off a student, parking is available on the south side of Washington Street and on Rush Street. Parking and leaving a vehicle is not permitted in the drop off zone in the front of the building.

Crossing the Street-Parents and students crossing Washington Street are asked to **please cross at the crosswalks**, which are located at the east and west ends of Washington Street. There are patrol people at these crosswalks to assist with safe crossing for all.

These traffic and parking plans were put in place for the safety of our students. Thank you for your support and understanding.

**IMPORTANT BUSSING NOTICE
FOR ALL BENSON PRIMARY PARENTS
2011-12**



This is a reminder to parents of students who ride the bus.

For safety reasons, an adult or older sibling must be visible at your child's bus stop at the end of each school day. If there is no adult or guardian visible at the stop, your child will not be allowed to get off the bus and will be returned to Benson Primary School.

We appreciate your help by making certain that there is a responsible person at the bus stop each school day to receive your primary age child.

Early Childhood News

Welcome back to another wonderful year of school! We hope you had a fun and exciting summer and are ready to start the year. Children often learn best and are most engaged if they are active participants in what they are learning about. All academic tasks and Kindergarten readiness activities can be incorporated into units that are based upon the children's interests. We use visual pictures, objects, or stories to engage the ideas and interests of the children. These ideas are sorted, and through classroom voting, are chosen to become units of study. Encompassing a unit within each center in the classroom is essential for full exploration, continuity, and development of the topic unit.

The past week we have begun making our list of all of the things that the children might want to learn about, and voting to choose a topic. Our activities and lessons will develop consecutively upon the chosen unit. The children will accomplish numerous state standards by participating in this process and be invested in learning about their choice of unit. We are looking forward to developing a brilliant unit!

Thanks,

The EC Team

News from K-Prep

All of the K-Prep students have adjusted well to being at school! They have mastered many of the routines of our school day.

We began the year talking about school and each other. We have learned quite a bit about each other in our class. We've been making class graphs and books to tell all about us!

We have 9 boys and 9 girls in our class. 6 kids like the color blue best. 6 kids like the color pink best. 3 kids like the color green best and 3 kids like the color purple best.

Over the next few weeks we will begin talking about our families and then we'll move on to learning about apples!

KINDERGARTEN NEWS

The Kindergartners are off to a great start! We have spent some time learning our classmate's names and sharing special things about ourselves. We have become comfortable with the jobs we have, as well as, finding our way around the school.

In reading, the kindergartners have been distinguishing between letters that look the same and letters that look different. They have also been retelling and sequencing stories using pictures. The kindergartners are recognizing words that are "smooth like butter," and/or a "jackpot." A "smooth like butter" word does not have identical letters next to each other e.g. Red, and a "jackpot" word has identical letters next to each other e.g. Yellow.

Our math has consisted of identifying 2-dimensional shapes (circle, square, triangle, rectangle, and oval) and 3-dimensional shapes (cone, sphere, cylinder and cube). We also do calendar everyday, which incorporates several math skills, number recognition, graphing, counting, and patterning.

We are looking forward to Curriculum Night on Thursday, September 8th.

First Grade News

Our first graders have made an excellent adjustment to attending school for the “whole day”. Behavior standards have been established and students are receiving many compliments in the hallways and classrooms from the Benson staff.

Learning activities already underway include: daily journaling, phonemic awareness practice, phonics instruction, calendar skills, reading lessons and assessment, literature exploration, math skills and practice, computer instruction, health, library, gym, music and art. Now you can see why your child might be tired when he/she gets home from school!

Students are creating “All About Me” posters at home to share with their class friends on a day that they are chosen to be a “star”! Weekly homework in reading, spelling and math will begin soon. Students will also have the opportunity to work on homework assignments and extra credit activities in the areas of science, health and social studies as we begin to study safety, feelings and weather. Most first graders will need assistance with homework assignments and we want to thank parents ahead of time for this help!


This week students are taking the CBM (Curriculum-Based Measurement) test. It is a very quick assessment of where each child is functioning at the beginning of first grade. Results of the CBM test will be shared with parents at conference time. Reading teachers and classroom teachers are also assessing students to be able to place them at the appropriate guided reading levels as soon as possible.





News From Second Grade

The 2011-2012 school year is off and running in the north hallway. The students are getting settled in their new 'homes,' and we have all been enjoying getting to know one another. Schedules are being set, and routines are getting underway for a great new year.




Both students and teachers have begun to dive head-first into their reading basal series. The stories, poems, and plays in the first unit, *Being Me*, are both fun to read and explore. Classroom teachers will soon begin guided reading instruction, and you will see the books we use coming home for additional practice. We are certain you will enjoy hearing your child read to you.



In math we have been reviewing addition and subtraction facts and concepts. Please continue to practice addition and subtraction facts at home nightly. Fact memorization is a skill that benefits from frequent at-home review, allowing for quick and easy recall. You will see the fruits of your labor from the completed mad minutes that will come home throughout the year.

Each second-grade classroom has had visitors come up from underground... Worms have invaded!! Students have been learning about the scientific process, while learning about life for our friends, the earthworms, as well as their earthly habitat.



We're looking forward to a fantastic school year!

News From the Art Room

Welcome back! We have another fun-filled year ahead of us in Art! After taking a short amount of time to familiarize ourselves with the art room and all of the different rules, we are off to drawing, painting, sculpting, and more! The first graders are beginning this year by learning about all kinds of different lines, shapes, colors, and even textures. We are using different famous works of art by Spanish artist, Joan Miro, as inspiration for our “Abstract Masterpieces”. Each finished project will be *extremely* unique, to say the least! Soon after, we will learn about some basic printmaking techniques and will learn how to create “Fall Reflections” that use all of the vibrant colors of autumn!

The second graders are learning different tips and tricks that professional artists use to draw realistic looking people. By finding and feeling all of the different lines and shapes that are in our face, we will be drawing a “Self Portrait” that will be sure to impress! Next we will be creating a sculpture entirely out of paper! Our second graders will learn how to manipulate household paper goods to create some very realistic and miniature “Fall Tree Sculptures”.

Student art work will be displayed throughout the school as well as the community, including locations such as the District Office and Starbucks! Please stop by these locations to see all of our wonderful art work! The artwork shown is selected randomly and is changed every few weeks or so. I am very proud to be able showcase the students’ artwork within the community!

Parents, if you ever have any questions or concerns, please do not hesitate to call or email; I appreciate all parents’ input!

Eric Whitney
Art Teacher
Benson/Franzen
630-773-4018
ewhitney@itasca.k12.il.us





Notes from the Music Room

Kindergarten students are:

- Exploring different spaces throughout the room while moving to music
- Discovering their ability to sing low and high
- Practicing simple instrument technique while singing

Kindergartners are working together in class to explore their musical abilities and partner skills to create an environment in music class where all students are learning. Students are excited to start playing different instruments and explore their singing voices throughout the year. I, as well, am thrilled to have your children in class and cannot wait to start their musical journey with them. Ms. Mastalski, Kindergarten Music Teacher





Notes from the Music Room

Greetings from the music room!

Our walls are reverberating with singing and instrument playing! First and second graders have been reviewing steady beat, rhythms, melody, instrument names and playing technique, and how to use their singing voice. Singing games, simple folk dances, and holding musical conversations have infused our music room with laughter and use of valuable social skills.

Here is a glance at each grade's current topics:

First Grade:

- Matching pitch with the singing voice on songs with two distinct pitches
- Comparing the beat to the rhythm and performing both
- Discovering musical pathways (musical contour) moving in straight, curvy, and zigzag lines

Second Grade:

- Reviewing rhythms containing quarter notes, eighth notes, and quarter rest.
- Matching pitch with the singing voice on songs with three distinct pitches
- Labeling and singing sol, la, and mi (pitches in a scale)

Both grades are developing social skills to work with partners and as a class team to perform songs, dances, and games. They are also beginning to explore classroom barred instruments (xylophones, metalophones, and glockenspiels) to create accompaniments and melodies. Ask your student what "shoulder holders" means (this is the position the mallets stay in when students are resting or not playing)!


We are looking forward to a fabulous year of music with your child. If you have questions at any time, please do not hesitate to contact your child's music teacher at the phone or e-mail listed below.

Erin Kozakis
630-773-0554
ekozakis@itasca.k12.il.us

Rachel Mastalski
630-773-0554

The importance of the arts...

In a study of more than 2,000 children done by Judith Burton at Columbia University, research showed that children in an arts curriculum were far superior in creative thinking, self-concept, problem solving, self-expression, risk-taking, and cooperation than those who were not. – from *Learning in and Through the Arts, 1999.*



**WE HAVE DOUBLE THE READING FUN
WITH TWO - YES, TWO BEDTIME
STORIES RUNNING EACH DAY**

**Call 630-773-1232 ... press "5" ...
then ...**

"1502"

8/26	Patrick Buslowski
8/30	Alexa Ciccia
9/2	Nathan George
9/6	Bryan Mendoza
9/9	Hannah Fortuna
9/13	Frank Sprandel
9/16	Andrew Carzoli
9/20	Josh Tinga
9/23	Francesca Ranieri
9/27	Carly Senaydiego
9/30	Patrick Bradley
10/4	Shannon Kelly

OR

"1579"

8/26	Zoe Engel
8/30	Vito Failla
9/2	Brett Tobler
9/6	Jamie Boldt
9/9	Kelli Posta
9/13	Niko Stevic
9/16	Bella Tresch
9/20	Dylan Gembala
9/23	Christopher Skiera
9/27	Kate Ellenbecker
9/30	Phillip Stempien
10/4	Mary Nelson

**and listen to a story
after 4:30 p.m. Monday through Friday
and all day and night Saturday and Sunday!**

Do you want to be a [Benson@Bedtime](#) reader?

**Just contact Mrs. Reuter by note,
phone 630-773-0554, or e-mail (areuter@itasca.k12.il.us)
to be put on the schedule!**

Transitioning Back To School

Submitted by: Pattie Hartgraves, MSW

After a long and well deserved summer, it can be hard for many children to get back into the swing of school. Below are some ideas you can use to help make your child's transition back to school smooth and successful.

1. Make lunches the night before
2. Set an alarm to rise in the morning
3. Eat a nutritious breakfast
4. Review with your child what they will be learning this year
5. Support your child as they experience bumps in the road the first few weeks of school
6. Limit the amount of extra curricular activities so students do not feel overwhelmed. Quality is better than quantity
7. Arrange for play dates

For more strategies on how to help your child transition back to school, visit http://www.nasponline.org/resources/home_school/b2shandout.aspx

A Midsummer Knight's Read

2011 Summer Reading Club Finishers

Benson Primary School

The following children finished at least one prize level in the Itasca Community Library's Summer Reading Club:

Last Name	First Name	Grade Level
Alexander	Caitlin	1
Barr	Angel	1
Barr	Faith	2
Bernardi	Ava	Kindergarten
Bhagat	Sonia	1
Bhagwakar	Alina	2
Bhagwakar	Annika	Kindergarten
Blachut	Sebastian	2
Bledsoe	Charlie	Kindergarten
Bonder	Dylan	1
Bozek	Julia	2
Bozek	Katie	1
Cardone	Gino	1
Carlson	Alex	Pre-K
Chen	Joyce	Pre-K
Chung	James	1
Ciccia	Anthony	1
Clark	Rowan	1
Courlas	Katerina	Kindergarten
DeAngelo	Mikey	1
Denman	Christian	2
DeValk	Ethan	1
Divizio	Lia	Kindergarten
Doshi	Shaan	1
Ellenbecker	Brynn	Pre-K
Ellenbecker	Kate	2
Engel	Zoe	2
Failla	Gianna	2
Failla	Vito	2
Farhat	Adam	2
Farhat	Imad	1
Farsalas	Nicholas	2
Gallagher	Jack	Kindergarten
George	Nathan	2
George	Tiabeetha	1

A Midsummer Knight's Read

2011 Summer Reading Club Finishers

Benson Primary School

The following children finished at least one prize level in the Itasca Community Library's Summer Reading Club:

Last Name	First Name	Grade Level
Glennon	Veronica	2
Hepperle	Elise	Kindergarten
Jung	Annabelle	2
Kain	Alyssa	2
Kirby	Aaron	Kindergarten
Korwel	Adrian	2
Korwel	Alice	2
Lash	Samantha	Kindergarten
Madaras	Alex	2
Mandabach	Riley	Pre-K
March	Hailey	1
Marler	Kristina	Kindergarten
McClellan	Jay	2
Mendoza	Bryan	2
Mendygral	Charly	2
Morikuni	Sophie	Kindergarten
Morris	Nathan	2
Mullen	Ryan	Kindergarten
Nawrocki	Mallorie	1
Oberg	Layna	1
Okada	Katie	Kindergarten
O'Neill	Elias	Kindergarten
Paniagua	Eufri	2
Paniagua	Joshua	Pre-K
Patel	Jiya	1
Peterson	Matthew	Pre-K
Peterson	Michael	Pre-K
Petit	Jack	2
Pikulinski	Victoria	Kindergarten
Pisarski	Grant	1
Pobloske	Ryker	1
Power	Dillon	1
Proffitt	Dylan	Kindergarten
Ranallo	Annalisa	2
Ranallo	Sofia	Kindergarten

A Midsummer Knight's Read


2011 Summer Reading Club Finishers

Benson Primary School

The following children finished at least one prize level in the Itasca Community Library's Summer Reading Club:

Last Name	First Name	Grade Level
Roll	Peter	2
Saele	Kelci	1
Savage	Mia	1
Shin	Edward	Kindergarten
Shin	Katie	1
Singh	Jai	1
Singh	Jazmine	Kindergarten
Skiera	Christopher	2
Sliva	Spencer	Kindergarten
Sprandel	Ellie	Kindergarten
Sprandel	Frank	2
Szopa	Patrick	2
Szczygiel	Michelle	1
Szczygiel	Claudia	1
Tresch	Maggie	Kindergarten
Tresch	Bella	2
Valentino	Luke	2
Wang	Megan	2
Wang	Zoe	1
Weber	Grace	2
Weirich	Matthew	1
Wolfe	Lauren	Kindergarten
Worwa	Sebastian	Kindergarten
Worwa	Zachary	Kindergarten
Zachemski	Matthew	Kindergarten
Zang	Izabella	1

IF YOU HAVE ANY BUSSING
CONCERNS THAT REQUIRE
IMMEDIATE ATTENTION
PLEASE CONTACT
THE SCHOOL OFFICE AT
630-773-0554



AFTER 4:30 P. M. YOU MAY
CONTACT THE BUS
COMPANY DIRECTLY AT
847-352-7900

BUILDING READERS

How Families Can Help Children Become Better Readers

Benson Primary

Make reading routines part of your child's plan for back-to-school success!

Heading back to school means more than buying supplies and going to class. It involves establishing routines that help students do their best—especially when it comes to reading. What your child does *after* school can have a big impact on her success *at* school! To help your child develop good reading habits:

- **Set aside time for daily reading.** Children who read at least 20 minutes a day (in addition to their regular homework reading) are more successful in school and develop larger vocabularies.
- **Make your routine special.** Read favorite books before school at the breakfast table. Visit the library every week and fill a bag with new books to read. Do whatever it takes to keep your child excited about reading!
- **Stick to a regular bedtime reading routine.** Allow time for getting ready for bed, reading a bedtime story and saying good-night.



iStockphoto

"It is what you read when you don't have to that determines what you will be when you can't help it."
—Oscar Wilde

Textbook reading should not be rushed

Is there a wrong way to read a textbook? "Yes!" say experts. If kids simply glance at headings, dive in and close the book when they're done, they miss important details. It's better to slow down and:

- **Pre-read.** Look over material—noting headings, pictures, vocabulary words, charts and summaries.
- **Read.** Ask questions that promote thinking. For example, "Who was involved in that event?" or "Why did this happen in history?"
- **Review.** Your child can restate information in his own words, answer study questions or use a study guide.

Source: "Textbook Reading," Indiana University-Purdue University Fort Wayne, <http://new.ipfw.edu/offices/casa/study/index.html#textread>.


Ask questions to build verbal skills

Every time you talk with your child about school, it's a chance to build oral language skills. The key is to ask open-ended questions that encourage detailed answers. For example, "Who did you sit with at lunch today?" "What have you been learning in science lately?" "If you could be one character from a book, who would you be?" "Which book you've read recently is your favorite?"

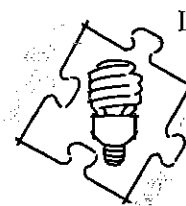


Tweet tweet!

Looking for more information on how to ready your child for reading success? Now you can get access to *Building Readers* tips, online resources and book recommendations on Twitter @BuildingReaders! Not on Twitter? You can still check out the fun by visiting www.twitter.com/BuildingReaders.



Renew your commitment to monitoring your child's screen time




If you relaxed screen-time rules over the summer, it's time to get back on track. Experts recommend no more than one or two hours of screen time per day. (That includes TV, computer and video game use.) Too much screen time is linked to problems with sleep, learning and socializing. Make sure your child has books, physical activities and other fun alternatives available.

Source: "Children and TV: Limiting your child's screen time," Mayo Clinic, www.mayoclinic.com/health/children-and-tv/MY00522.

Use prefixes and suffixes to expand vocabulary

Learning about prefixes and suffixes helps kids understand new words in almost every subject. Remind your child that:



- **Prefixes appear at the beginning of words.** For example, the prefix *pre-* means “before.”
- **Suffixes are found at the end of words.** Words that end in *-able*, for instance, relate to “being able.”
- **Prefixes and suffixes are clues.** They help kids comprehend new words, such as “predict” and “measurable.”
- **Prefixes and suffixes are fun.** Can your child guess the meaning of “predate” or “excusable”? Can he name words with prefixes and suffixes for *you* to define?

Source: E. McDonald, “Reading Across the Curriculum,” Inspiring Teachers, www.inspiringteachers.com/classroom_resources/articles/curriculum_and_instruction/reading_across_curriculum.html.

Family reading doesn't have to require books

When families think of reading, they usually think of books. But you don't need books, magazines or newspapers to read. All you need is your imaginations! Here's what to do:

- **Give each family member** a few sheets of lined paper and a pen or pencil.
- **Have each person write a story.** It can be silly or serious, fiction or nonfiction. Young children can write short stories or dictate stories to another person.
- **Save the stories** until you have time to read them aloud to each other. Then read and enjoy!



Stockbyte

Afterwards, brainstorm about future activities. Maybe next time you'll write movie reviews or letters to each other.




Q: My child's teacher wants students to “think critically” about what they read at home. What can I do to help my child think critically about what she reads?

A: All elementary students—even kindergartners—can practice critical thinking. After your child reads something, ask questions that help her analyze information. For example, “What happened in the story?” “Why did it have a happy ending?” “Does the book remind you of anything in real life?” “What did you learn from reading it?”

Do you have a question about reading? Email readingadvisor@parent-institute.com.

Read, relax and get real results

Reading is fun. But your child may not believe it if he only reads at homework time. Encourage leisure reading by visiting the library or bookstore. Let your child browse and pick out books and magazines—even if they're below his reading level or written in comic-book style. Continue reading aloud to your child, too. This free-time reading will improve learning.



For lower elementary readers:

- ***A Friend for Einstein, the Smallest Stallion*** by Charlie Cantrell (Hyperion). Einstein is a *miniature* miniature horse—and is too small to romp around with regular-sized horses. Who will become his friend?
- ***The Watcher: Jane Goodall's Life with the Chimps*** by Jeanette Winter (Schwartz & Wade). Young animal lovers will enjoy this fascinating biography of scientist Jane Goodall.



For upper elementary readers:

- ***Basher: Rocks & Minerals: A Gem of a Book*** by Dan Green (Kingfisher). Science fans will enjoy this creative look at rocks and minerals, complete with a glossary and index.
- ***Powerless*** by Michael Cody (Yearling). Twelve-year-old Daniel moves to a new town—and there's something unusual about his new friends.

Building Readers®

How Families Can Help Children Become Better Readers

Publisher: John H. Wherry, Ed.D.

Editor: Jennifer McGovern.

Writer: Susan O'Brien.

Copyright © 2011, The Parent Institute® (a division of NIS, Inc.)

P.O. Box 7474, Fairfax Station, VA 22039-7474

1-800-756-5525, ISSN: 1531-4901

www.parent-institute.com

BUILDING READERS®

How Families Can Help Children Become Better Readers

Dear Valued Subscriber:

Thank you for subscribing to *Building Readers*®, the newsletter created to help you provide the resources parents need to help their child become an outstanding, enthusiastic reader.

You will receive your print newsletter the first week of the month before the issue date. That way you will have plenty of time to make copies for distribution to parents. You will also have electronic access which allows you to email the newsletter to parents or post it on your website. **You may distribute your newsletters both in print and electronically within the scope of your subscription.** Complete copyright license details are enclosed.

Your **Ready-to-Reproduce Subscription** allows you to copy the complete newsletter from the black line master you receive in the mail, or download your personalized newsletter in full color for electronic distribution. Now, you can even have your newsletter appear on your website automatically each month. Ready-to-Reproduce subscriptions are available for a single school, for small, medium or large school districts and for regional education service agencies. Please note that **legally you must purchase the Ready-to-Reproduce subscription for which you qualify.** District and regional service agency Ready-to-Reproduce subscribers may arrange downloading for their schools.

We look forward to serving you with both the printed and electronic versions of *Building Readers*®. If you have any questions, please call us at (800) 756-5525.

Sincerely,



John H. Wherry, Ed.D., Publisher
Building Readers®

ELECTRONIC DOWNLOAD INSTRUCTIONS


AVAILABLE AT NO EXTRA COST!

You can download this newsletter for printing or have it appear automatically on your website each month!

See how it works and get complete details at:

<http://www.parent-institute.com/NL>

If you need additional assistance, call The Parent Institute® toll-free at (800) 756-5525 or email us at customer@parent-institute.com



Important. Save for Reference!

License & Copyright Information for *Building Readers*[®]

(Reading Readiness & Elementary Editions, English & Spanish)

Ready-to-Reproduce subscriptions to *Building Readers*[®] are available for a single school, for a small, medium or large school district and for regional education service agencies. **Legally you must purchase the ready-to-reproduce subscription for which you qualify.** For example, you may not legally purchase a subscription for a single school and then reproduce the materials for distribution at several schools or throughout an entire school district. Likewise, you may not purchase a subscription for a small school district and then use it to reproduce materials for distribution in a larger district or agency, etc. By specifying the type of Ready-to-Reproduce subscription when you place your order, you certify that the materials will be used in accord with federal copyright laws. If you have questions, call (800) 756-5525.

Ready-to-Reproduce Subscription License

- ▶ Your subscription to *Building Readers*[®] allows you to reproduce and distribute in print and electronically all or just the parts you select of the entire newsletter within the scope of your subscription (Building level; Small, Medium or Large School District or Education Service Agency). Accompanying photographs may be reproduced only when reproducing the newsletter in its entirety.
- ▶ You may post the personalized issues of *Building Readers*[®] on your school website or even email them directly to parents. When using individual articles, please give credit with a statement such as: "Reprinted with permission of The Parent Institute[®]." Note: Only the entire issue will be available for online downloading and you will not be able to copy and paste articles out of the PDF format.
- ▶ You may remove selected *Building Readers*[®] stories and substitute articles you have written locally. The substituted items must be clearly identifiable as local stories—a school calendar, message from the principal, etc.
- ▶ Copyrighted materials from other sources may not be substituted in *Building Readers*[®].
- ▶ You may reproduce the *Building Readers*[®] logo only when copying the entire newsletter or its individual pages. You may not alter or use the logo in any other way.