

T.A.G./Enrichment Activities/Opportunities

©1995 D. Peel
(Revised 2003)



(Hat Not Included)

T.A.G./Enrichment Activities and Opportunities are available to all students who have mastered the basic material. T.A.G. Students should complete at least ten enrichment cards per quarter and keep track of their progress on this form and in the Enrichment Activities Booklet that they received at the beginning of the year. There are several times during the year when any student that has an “A” average will **Compact** the regular unit **and Extend** the next one by working with an Authentic Cooperative Learning Team using available technology to produce, demonstrate, and assess Student Teacher Project(s).

October Project _____

February Project _____

May Project _____

Mr. Peel's Social Studies Class

T.A.G. ACTIVITIES & ENRICHMENT OPPORTUNITIES

GeoQuiz – Check (X) each card number when it has been mastered.

G GEOQUIZ ELECTRONIC LEARNING ENRICHMENT CARDS

- U.S. History (post 1865) (X) EACH CARD AS DONE 13,14,15,16,17,18,19,20
- World History 1,2,3,4,5,6,7,8,9,10,11,12,13,14,15,16,17,18,19,20
- More World Geography 1,2,3,4,5,6,7,8,9,10,11,12,13,14,15,16,17,18,19,20
- The Wild West 1,2,3,4,5,6,7,8,9,10,11,12,13,14,15,16,17,18,19,20
- Wonders of the Smithsonian 1,2,3,4,5,6,7,8,9,10,11,12,13,14,15,16,17,18,19,20
- The Story of Rock Music 1,2,3,4,5,6,7,8,9,10,11,12,13,14,15,16,17,18,19,20

C *COMPUTER PROGRAMS*****

- VIRTUAL ECONOMICS CD
- Middle School Advantage HISTORY CD
- Geography SMALL BLUE PLANET CD
- American Heritage HISTORY of the UNITED STATES CD
- EUROPE ALIVE CD
- SKYTRIP AMERICA CD
- Latest Greatest 1
- Latest Greatest 2
- Latest Greatest 3

**EX EXTENSION/ENRICHMENT PRESENTATIONS
(Compact ch. 4, 8, & 16 – Extend ch. 5, 9, & 17)**

- Compton's Editing Room
- The American Girls Premiere
- Cool Tools Multimedia Workshop
- PowerPoint

- ___ Excel
- ___ Avid DV Express Video Editing
- ___ Latest Greatest 4
- ___ Latest Greatest 5
- ___ Latest Greatest 6

L LAPTOP ENRICHMENT CARDS

Check (X) each card number when it has been mastered

- 1,2,3,4,5,6,7,8,9,10,11,12,13,14,15,16,17,18,19,20,21,22,23,24,25,
 26,27,28,29,30,31,32,33,34,35,36,37,38,39,40,41,42,43,44,45,46,47,
 48,49,50,51,52,53,54,55,56,57,58,59,60,61,62,63,64,65,66,67,68,69,
 70,71,72,73,74,75,76,77,78,79,80,81,82,83,84,85,86,87,88,89,90,91,
 92,93,94,95,96,97,98,99,100,101,102,103,104,105,106,107,108,109,
 110,111,112,113,114,115,116,117,118,119,120,121,122,123,124,125.



What do you mean you "forgot the rifles !" ??

U.S. HISTORY Individual Checklist

Put your best score next to each card name.

1. The First Americans
2. Early Explorers of North America

3. Early Settlements
4. The Road to Revolution
5. The American Revolution
6. Forming a Federal Government
7. Exploring America
8. Land Grants & Acquisitions
9. Westward Ho!
10. Frontier Folk
11. "A House Divided"
12. Civil War
13. Early American Inventions
14. Communications
15. U.S. Wars
16. World War II
17. Famous Reformers
18. U.S. Presidents
19. Famous American Buildings
20. Who Said That?



WORLD HISTORY Individual Checklist

Put your best score next to each card name.

- 1. Armaments at Sea
- 2. Armaments on Land
- 3. Inventions that Changed The World
- 4. Great Journeys
- 5. Great Leaders
- 6. Religion
- 7. Ancient Art
- 8. Notable Buildings 1
- 9. Notable Buildings 2
- 10. Great Civilizations
- 11. Great Soldiers
- 12. Great Writers
- 13. Words that made an Impact
- 14. Historical Clothing
- 15. Age of Empire
- 16. Great Disasters

17. Technological Revolution

18. The March of Medicine

19. Famous Quotations

20. Travel and Trade

I see deep into the future !



©1977 D. Peel

MORE WORLD GEOGRAPHY Individual Checklist

Put your best score next to each card name.

1. North America

2. South America

3. Africa

4. Asia

5. Oceania

6. Europe

7. World Time Zones

8. World Cardinal & Intermediate Directions

9. World Latitude, World Longitude

10. World Lat. & Long. (locating cities)

11. Geographical Features

12. World Rainfall

13. World Languages

14. World Religions

15. North American Native Peoples

16. World Ancient Civilizations

17. World Explorations

18. World Flags

19. World Populations

20. World Currency

THE WILD WEST Individual Checklist

Put your best score next to each card name.

1. Painted Tepees

2. Life inside a Tepee

3. Building a Frontier Fort

4. Life inside a Frontier Fort

5. The Buffalo Hunt

6. Uses for the Buffalo

7. Famous Outlaws

8. Weapons of the Wild West

9. Famous Lawmen

10. Famous Native American Chiefs

11. Cowboy Gear

12. Branding

13. Rodeos

14. The Pony Express

15. The Oregon Trail


16. Life in a Conestoga Wagon

17. Native American Tribes of the West

18. Native American Ceremonies

19. Women of the West

20. Famous Places of the West



WONDERS OF THE SMITHSONIAN Individual Checklist

Put your best score next to each card name.

1. Smithsonian Wonders

2. Fascinating Inventions

3. Minerals
4. Precious Gems
5. World Currency
6. Musical Instruments
7. Insects and Spiders
8. Marvelous Mollusks
9. At the Zoo
10. Dinosaurs
11. Air and Space History
12. Airplanes from the Past to Present
13. George Caitlin's Art
14. American Art
15. American Folk Art
16. African Art
17. Remarkable Americans
18. U.S. Presidents
19. Help Save Your Planet
20. Tropical Rain Forest Feeding Levels




©1977 D. Peel

THE STORY OF ROCK MUSIC Individual Checklist

Put your best score next to each card name.

1. Roots of Rock 'n' Roll
2. Building Blocks of Rock
3. Super Hits and Super Stars
4. Bands that Shaped Rock History
5. Rocking through the Fifties
6. Rocking through the Sixties
7. Rocking through the Seventies
8. Rocking through the eighties
9. Rocking through the nineties
10. Alternative Music
11. Soul and Motown
12. Rap
13. Great Singer-Songwriters
14. Guitar Greats
15. Art Rock and Jazz-Rock Fusion
16. Rock and Society
17. Rock goes to the Movies
18. In the Studio
19. Careers in Rock
20. styles of Rock



©1977 D. Peel

"LEARN from the PAST & Shape Your FUTURE !"™

L LAPTOP T.A.G./ENRICHMENT CARDS Individual Checklist

Put your best score to the left of the card number and write the card name to the right of the #

1. _____
2. _____
3. _____
4. _____
5. _____
6. _____
7. _____
8. _____
9. _____
10. _____
11. _____
12. _____
13. _____
14. _____
15. _____
16. _____

___ 17. _____

___ 18. _____

___ 19. _____

___ 20. _____

___ 21. _____

___ 22. _____

___ 23. _____

___ 24. _____

___ 25. South America Landforms & H₂O

___ 26 _____

___ 27 _____

___ 28 _____

___ 29 _____

___ 30 _____

___ 31 _____

___ 32 _____

___ 33 _____

___ 34 _____

___ 35 _____

___ 36 _____

___ 37 _____

___ 38 _____

___ 39 _____

___ 40 _____

___ 41 _____

___ 42 _____

___ 43. _____

___ 44 _____

___ 45 _____

___ 46 _____

___ 47 _____

___ 48 _____

___ 49 _____

___ 50. Wonders of the Ancient World 2 _____

___ 51. _____

___ 52 _____

___ 53 _____

___ 54 _____

___ 55 _____

___ 56 _____

___ 57 _____

___ 58 _____

___ 59 _____

___ 60 _____

___ 61 _____

___ 62 _____

63 _____

64 _____

65 _____

66 _____

67. _____

68 _____

69 _____

70 _____

71 _____

72 _____

73 _____

74 _____

75 _____

76 Famous Reformers 2 _____

77 _____

78 _____

79 _____

80 _____

81 _____

82 _____

83 _____

84 _____

85 _____

___ 86 _____

___ 87 _____

___ 88 _____

___ 89 _____

___ 90 _____

___ 91 _____

___ 92 _____

___ 93 _____

___ 94 _____

___ 95 _____

___ 96 _____

___ 97 _____

___ 98 _____

___ 99 Armaments on Land 2 _____

___ 100 _____

___ 101. History of Communications _____

___ 102. _____

___ 103. _____

___ 104. _____

___ 105. _____

___ 106. _____

___ 107. _____

___ 108. _____

___ 109. _____

___ 110. _____

___ 111. _____

___ 112. History of Spacecraft _____

___ 113. _____

___ 114. _____

___ 115. _____

___ 116. _____

___ 117. _____

___ 118. _____

___ 119. _____

___ 120. _____


___ 121. _____

___ 122. _____

___ 123. _____

___ 124. _____

___ 125. _____




**Additional Laptop HISTORY Extensions
(10 per quarter of Geo. and/or Laptop)**

<u>Number</u>	<u>Title</u>	<u>Score/Possible</u>
1.	_____	_____
2.	_____	_____
3.	_____	_____
4.	_____	_____
5.	_____	_____
6.	_____	_____
7.	_____	_____
8.	_____	_____
9.	_____	_____
10.	_____	_____



CLICK HERE
for Weekly Assignments
& Updates



CLICK HERE
for Help in
Compacting a unit.



CLICK HERE
for an Overview of
Multiple Learning Styles to
use in your Project/Presentation.